






All users can mark applications as favorites which filters the application tiles displayed.
Learn more about your WakeID at <http://mywakeid.wcpss.net>.

Mark Application as Favorite

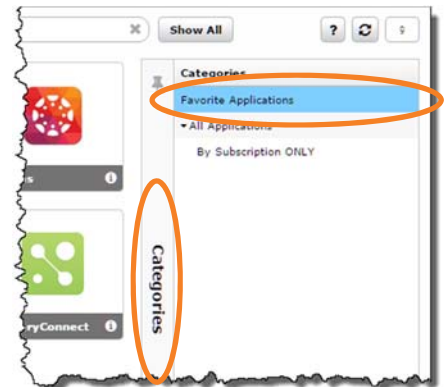
1. Using **Google Chrome or Firefox**, visit <http://wakeid.wcpss.net> and log in.
2. **Hover** over an application tile.
3. **Click** the heart on the top right of the application tile.

-  = Favorite
-  = Not Favorite



Show Only Favorites

1. Click the **Categories** sidebar to expand.
2. Click **Favorite Applications**.
 - Only favorite applications will be displayed.



Show Favorites by Default

1. Mark one or more applications as a favorite.
2. Click the **Categories** sidebar to expand.
3. Check the box to **Show Favorites by Default**.
 - Only favorite applications will be displayed after each login.
 - Uncheck the box to display all applications after each login.

