



The WakeID Portal allows access to multiple WCPSS applications including Google, Canvas and other district applications. Learn more about your WakeID at <http://mywakeid.wcpss.net>.

IMPORTANT:

- Students **DO NOT** need to claim their WakeID account.
- **Grades 4-13** are required to change their password after initial login (see page 2).
- **Grades K-2** have the option to log into the WakeID Portal with a QR Code printed by a teacher. QR Code login instructions are on page 3.

Student Login: All Grades

1. Using Google Chrome or Firefox, visit <http://wakeid.wcpss.net>.

2. Click **Select User Type** and choose **Student**.

3. Enter your **WakeID**.
(e.g. jrsmith7)

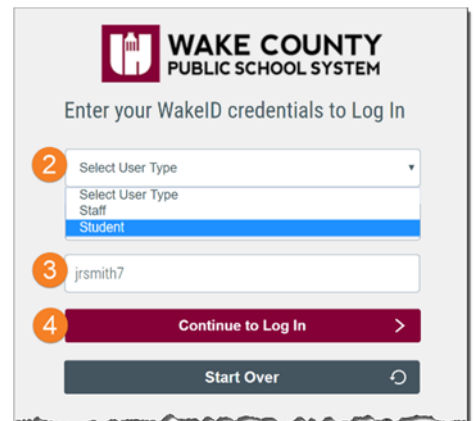
4. Click **Continue to Log In**.

5. Enter your **WakeID Password**.

- The **default** password is your **student ID** number.

6. Click **Continue to Log In**.

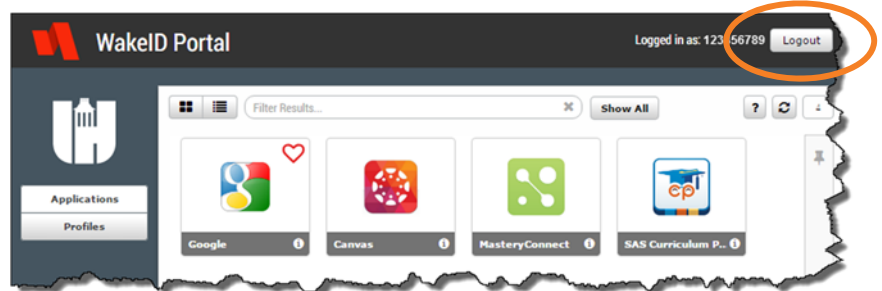
- Login is **complete** for students in **grade K-3**.
- **Grades 4-13** must **continue** to the next section to complete initial password reset (see page 2).



After a successful login, the **Applications** page will be displayed.

IMPORTANT:

Click **Logout** button when done.



Initial Password Reset: Grades 4-13 Only

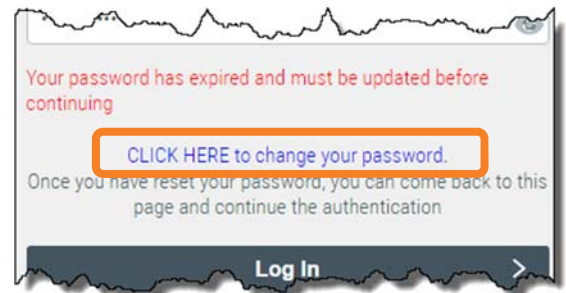
Students in grades 4-13 will be required to reset their password after initial login.

1. Complete the instructions in the **previous section**.

2. Click the link “**CLICK HERE to change your password.**”

The link will only display:

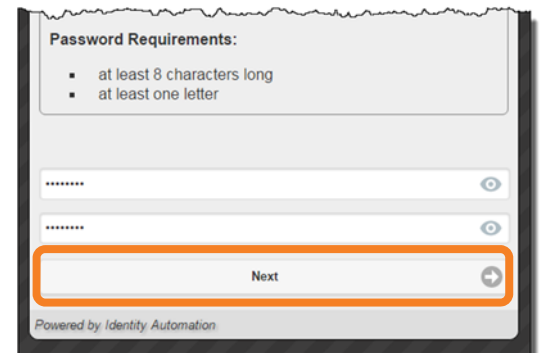
- for students in grades 4-13.
- after valid credentials are submitted.



3. Update your **password**.

- Follow the **Password Requirements** displayed.
- Enter your **new password** in both form fields.

Note: Your **WakeID password** is **one password** that allows access to multiple WCPSS applications.

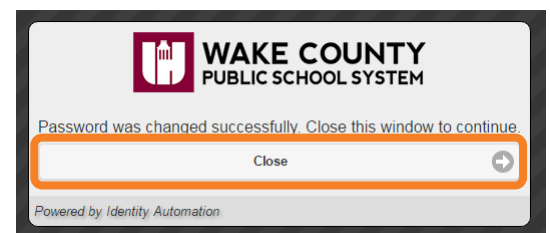


4. Click **Next**.

5. Click **Close**.

The initial password reset is **complete**.

- **NEVER share** this password with others.
- Return to <http://wakeid.wcpss.net> to login.



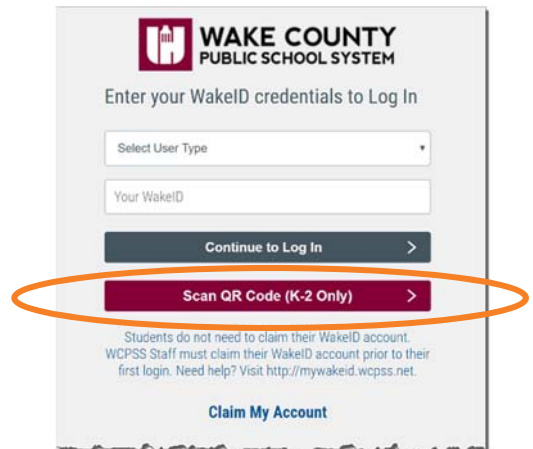
QR Code Login (K-2) Only

Students in grades K-2 have the option to log into the **WakeID Portal** with a QR Code printed by a teacher. Using a QR code to log in is not required.

- Instructions for printing QR Codes can be found at <http://mywakeid.wcpss.net> under the resources menu.
- QR Codes will also allow K-2 students to log into WCPSS Chromebooks.

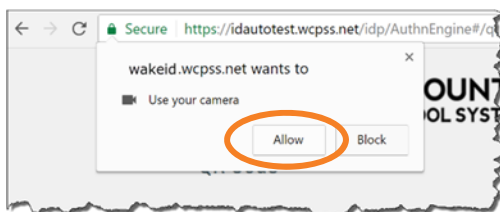
1. **Using Google Chrome or Firefox**, visit <http://wakeid.wcpss.net>.

2. Click **Scan QR Code (K-2 Only)**.



3. Place QR Code badge in front of default camera to **scan QR Code**.

- All available cameras can be selected from the drop-down menu.
- If prompted, click **Allow** for wakeid.wcpss.net to access the camera.



4. After a successful scan, the WakeID Portal **Applications page** will be displayed.

