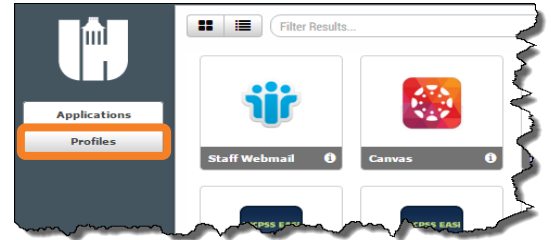




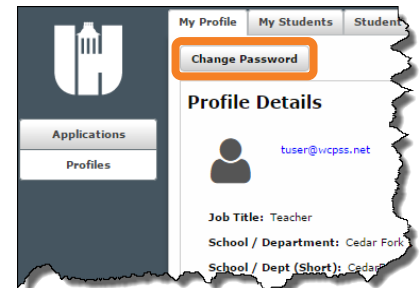
WCPSS staff can change their WakeID password after successfully logging into the WakeID Portal. Learn more about your WakeID at <http://mywakeid.wcpss.net>.

1. Using **Google Chrome** or **Firefox**, log into the WakeID Portal at <http://wakeid.wcpss.net>.



2. Click **Profiles**.

3. Click **Change Password**.



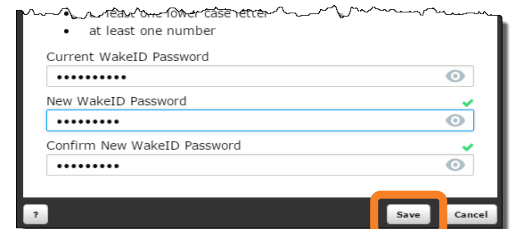
4. Enter your **Current WakeID Password**.

5. Enter a **New WakeID Password**.

- Follow the Password Requirements displayed.

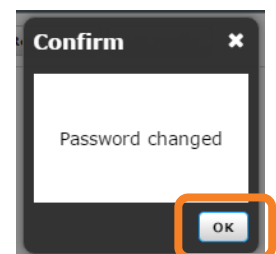
6. Enter the same password in the field labeled **Confirm New WakeID Password**.

- Green checks will appear when requirements are met.



7. Click **Save**.

8. Click **OK**.



## IMPORTANT:

- **Never share** this password with others.
- **Network login** passwords do not change when you change your WakeID password.