

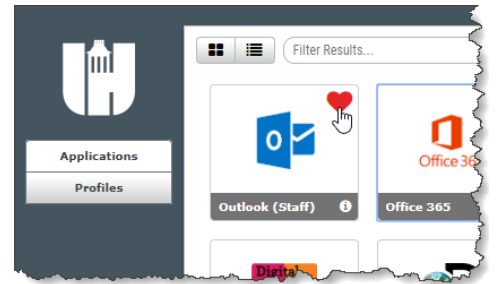


All users can mark applications as favorites to filter the application tiles displayed.
Learn more about your WakeID at <http://mywakeid.wcpss.net>.

Mark Application as Favorite

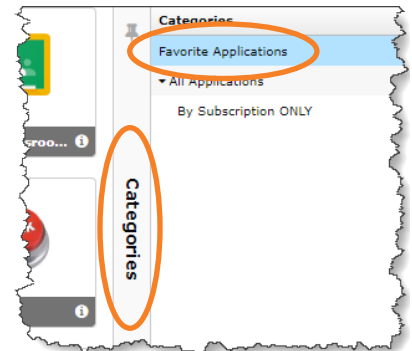
1. Using **Google Chrome or Firefox**, log into WakeID Portal at <http://wakeid.wcpss.net>.
2. Hover over an **application tile**.
3. Click the **heart** on top-right of the application tile.

-  = Favorite
-  = Not favorite



Show Only Favorites

1. Click **Categories** sidebar to expand.
2. Click **Favorite Applications**.
 - Only favorite applications will be displayed.



Show Favorites by Default

1. Mark one or more applications as a favorite.
2. Click **Categories** sidebar to expand.
3. Click **checkbox** to Show Favorites by Default.
 - Only favorite applications will display after each login.
 - Uncheck the box to display all applications after each login.

