

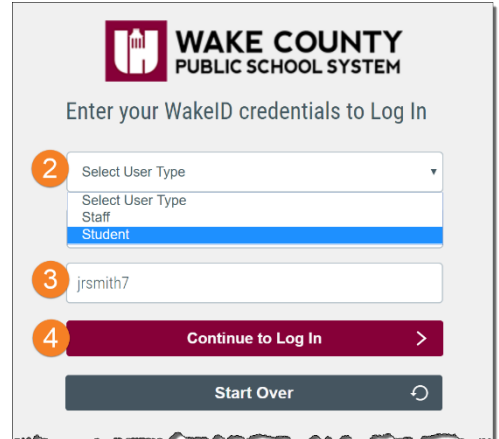
The WakeID Portal allows access to multiple WCPSS applications including Outlook email, Google, and Canvas. Learn more about your WakeID at <http://mywakeid.wcpss.net>.

### IMPORTANT:

- Staff **must** claim their WakeID account prior to their first login.

## Staff Login

1. Using **Google Chrome** or **Firefox**, visit <http://wakeid.wcpss.net>.
2. Click **Select User Type** and choose **Staff**.
3. Enter your **WakeID** (the first part of your email address, e.g. jrsmith7).
4. Click **Continue to Log In**.
5. Enter your **WakeID Password** (created when you claimed your account).
6. Click **Continue to Log In**.



WAKE COUNTY PUBLIC SCHOOL SYSTEM

Enter your WakeID credentials to Log In


2 Select User Type

Select User Type  
Staff  
Student

3 jrsmith7

4 Continue to Log In

Start Over



WAKE COUNTY PUBLIC SCHOOL SYSTEM

Enter your WakeID credentials to Log In

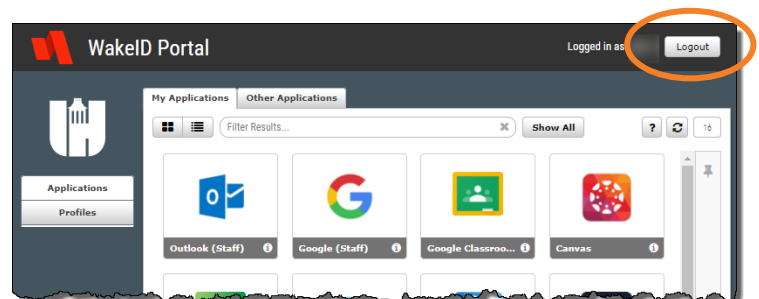
5

6 Continue to Log In

Start Over

After a successful login, the **Applications** page will be displayed.

**IMPORTANT:** Click **Logout** button when you are done.



### NOTES:

- Applications displayed may vary depending on the user's role.
- WakeID passwords expire every 180 days.
- WakeID passwords must be changed in the WakeID Portal.
- Previous passwords cannot be re-used.